

KHSAA Basketball - Game Box Score Boyle County Rebels vs. PRP Panthers

Date: 03/16/2006 Time: 10:58 Site: Rupp Arena-Lexington, KY Attendance: 16483

Visitors: PRP Panthers

##	Name	P	FG	3 Pt	FT	PTS	ORB	DRB	TR	PF	AST	TO	BS	ST	MIN
10	Adam Delph		4/7	0/0	0/0	8	1	1	2	2	1	1	1	1	17:39
12	Nick Reynolds		0/2	0/1	0/0	0	0	1	1	2	0	1	0	0	3:25
20	Shawn Brauner		0/0	0/0	0/0	0	0	1	1	0	0	0	0	0	2:51
21	Zahcary Cox		1/1	0/0	0/0	2	0	2	2	2	0	0	0	0	7:08
23	* Adam Decker		1/8	0/4	2/2	4	1	4	5	1	4	0	0	1	25:22
24	* Nick George		1/2	1/1	0/0	3	0	0	0	1	2	1	0	0	13:03
25	* Kerry Benson		6/10	1/2	0/4	13	3	0	3	0	1	2	1	0	16:37
30	Gary Rodgers		0/0	0/0	0/0	0	0	2	2	0	0	0	0	0	2:06
31	Tyler Phipps		1/3	1/2	0/0	3	1	1	2	3	0	2	0	1	10:59
32	Deonte Bell		0/1	0/0	0/0	0	0	0	0	0	0	0	1	0	2:51
33	* Troy Frazier		7/10	0/2	2/2	16	0	2	2	0	1	0	0	4	25:59
34	* Vincent Crutcher		7/10	0/0	1/2	15	2	1	3	2	0	0	1	5	24:32
43	Allen Murry		1/1	0/0	1/2	3	0	1	1	1	0	0	2	0	5:22
15	Taylor Charlie		0/1	0/0	0/0	0	0	1	1	0	0	1	0	0	2:06
	Team						2	0	2						
	Totals		29/56	3/12	6/12	67	10	17	27	14	9	8	6	12	160
	Total FG		1st Half	15/29	51.7%	2nd Half	14/27	51.9%	Game	29/56	51.8%				
	3 PT FG		1st Half	2/7	28.6%	2nd Half	1/5	20.0%	Game	3/12	25.0%				
	Free Throws		1st Half	0/2	0.00%	2nd Half	6/10	60.0%	Game	6/12	50.0%				

Home: Boyle County Rebels

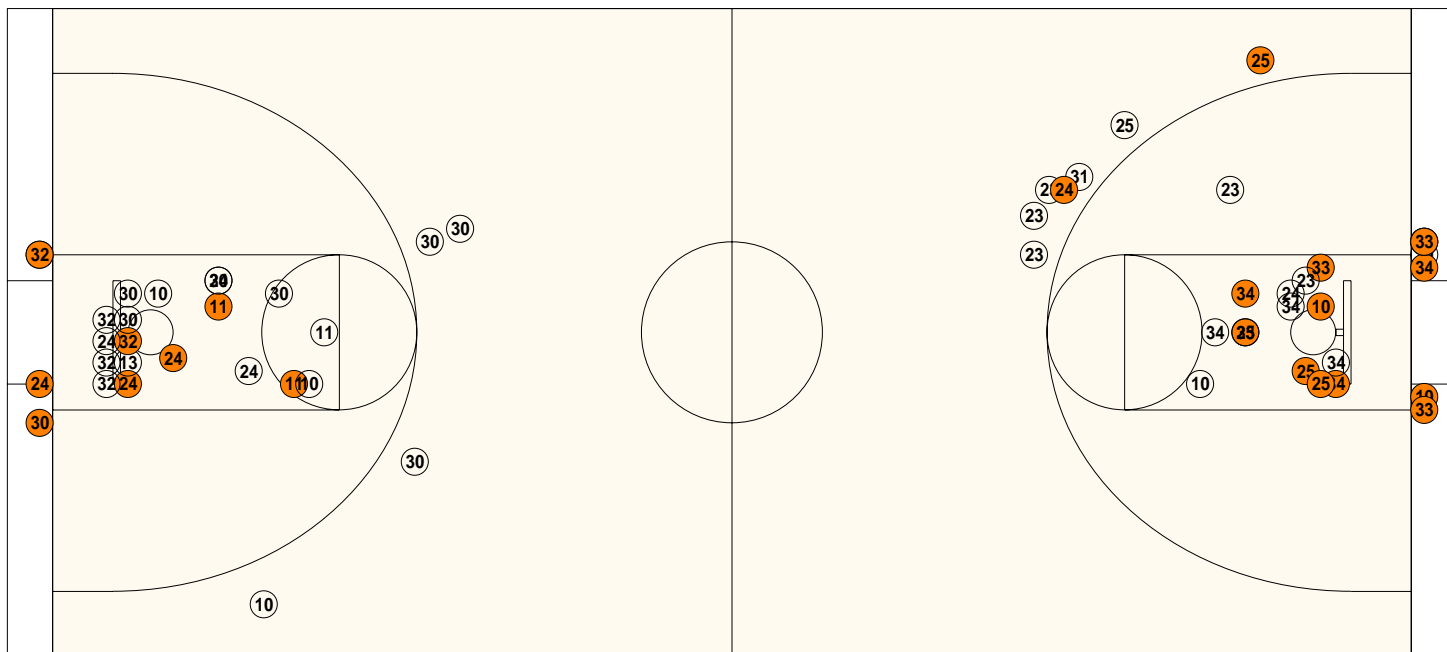
##	Name	P	FG	3 Pt	FT	PTS	ORB	DRB	TR	PF	AST	TO	BS	ST	MIN
4	Casey Brummett		0/0	0/0	0/0	0	0	0	0	0	0	2	0	0	4:10
5	Reese McShara		0/1	0/0	0/0	0	0	0	0	0	0	0	0	0	3:25
10	* Matthew Horn		0/3	0/1	0/0	0	1	3	4	2	0	2	0	0	26:34
11	* Seth Tamme		4/10	0/0	0/0	8	1	1	2	1	2	5	0	0	28:35
13	* Grant Tamme		2/3	0/0	1/1	5	2	0	2	2	3	3	0	0	19:10
15	Travis Howell		0/0	0/0	0/0	0	0	2	2	0	0	0	0	0	0:57
20	Nate Collins		0/1	0/1	0/0	0	0	1	1	0	0	1	0	0	3:31
23	Ben Johnson		0/0	0/0	0/0	0	0	0	0	0	0	0	0	0	1:13
24	* Brian Staed		7/10	0/0	3/7	17	4	4	8	4	0	3	3	0	28:49
30	* Clay Carter		3/14	0/6	1/2	7	2	5	7	0	1	5	0	1	24:10
32	Andre Alcorn		2/7	0/0	0/0	4	4	1	5	1	1	0	1	1	11:53
41	Jordan Aumiller		0/2	0/0	0/0	0	2	1	3	0	0	0	0	0	3:25
42	Bryce Perry		1/2	0/0	0/0	2	0	1	1	0	0	1	0	0	2:14
44	David Linares		0/1	0/0	0/0	0	0	0	0	0	0	0	0	0	0:57
21	Cole Stevens		0/1	0/0	0/1	0	1	0	1	0	0	0	0	0	0:57
	Team						5	1	6						
	Totals		19/55	0/8	5/11	43	22	20	42	10	7	22	4	2	160
	Total FG		1st Half	9/27	33.3%	2nd Half	10/28	35.7%	Game	19/55	34.5%				
	3 PT FG		1st Half	0/4	0.00%	2nd Half	0/4	0.00%	Game	0/8	0.00%				
	Free Throws		1st Half	2/5	40.0%	2nd Half	3/6	50.0%	Game	5/11	45.5%				

Free Throw Pts	PRP 6	Boyl 5	3Pt Points	PRP 9	Boyl 0	Pts/Possession	PRP 1.12	Boyl 0.72
Pts off Turnovers	PRP 28	Boyl 9	2nd Chance Points	PRP 5	Boyl 10	Pts off Bench	PRP 16	Boyl 6
Total Rebounds	PRP 27	Boyl 42	Team Rebounds	PRP 2	Boyl 6	Dead Ball Reb	PRP 3	Boyl 3
Off Rebound %	PRP 33.3	Boyl 56.4	Def Rebound %	PRP 43.6	Boyl 66.7	Total Rebound %	PRP 39.1	Boyl 60.9
3Pt Efficiency	PRP -14.4	Boyl -27.0	Def. Stops	PRP 39	Boyl 28	Pts/Shot	PRP 1.08	Boyl 0.72
Technical Fouls	PRP	Boyl	None					
Officials	PRP	Boyl	None					
	Tony Beard, Thad Padon, Barry Barnes							

	Qtr 1	Qtr 2	Qtr 3	Qtr 4	OT 1	OT 2	OT 3	OT 4	Total
PRP Panthers	14	18	22	13	0	0	0	0	67
Boyle County Rebels	11	9	15	8	0	0	0	0	43

Largest Lead Boyl 37 PRP 63 (26 pts) **Lead Changes** 0 **Number of Ties** 2
Comments: None

FIRST HALF



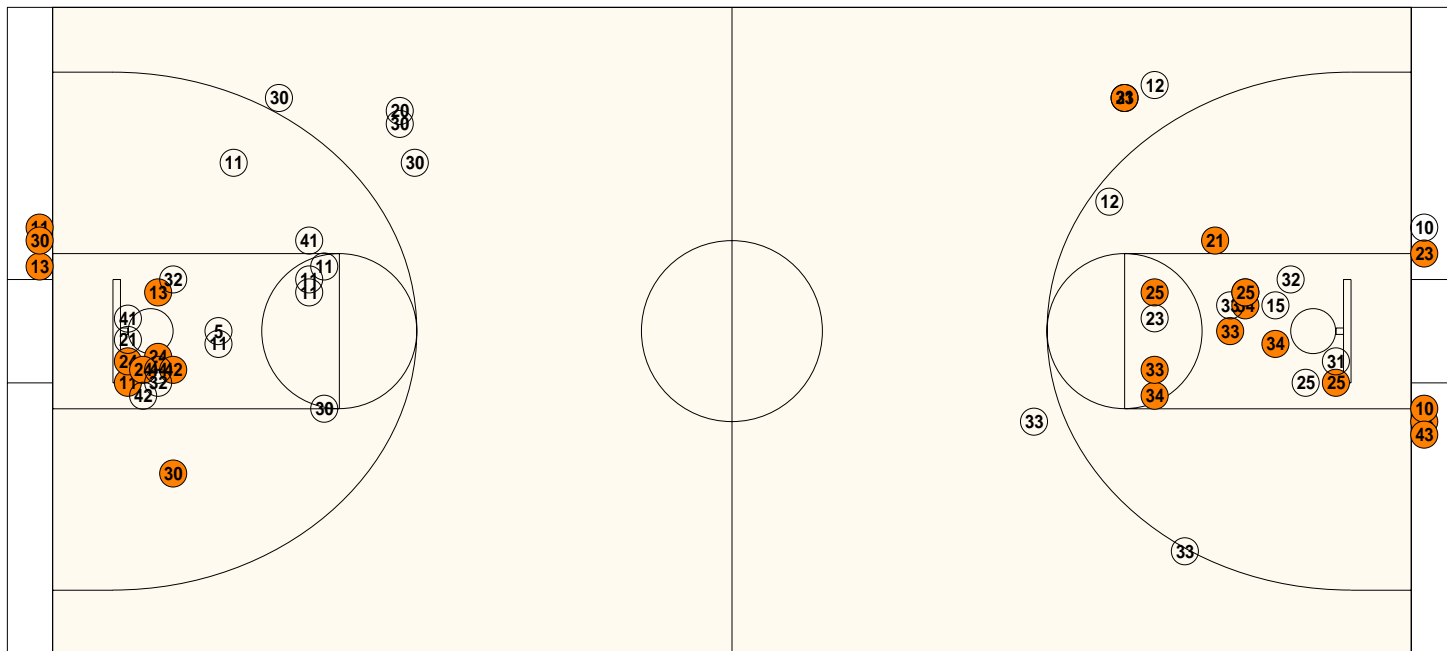
Boyle County

Shooting	Pts	Pts
2FG 9/23 (39.1%)	18	Pts/Shot 0.69
3FG 0/4 (0.00%)	0	2nd Eff Pts 5
TFG 9/27 (33.3%)		Pts off TO's 3
FT 2/5 (40.0%)	2	3Pt Eff -26.1
Scoring Distribution: 2FG 90.0% 3FG 0.0% FT 10.0%		

PRP

Shooting	Pts	Pts
2FG 13/22 (59.1%)	26	Pts/Shot 1.07
3FG 2/7 (28.6%)	6	2nd Eff Pts 2
TFG 15/29 (51.7%)		Pts off TO's 13
FT 0/2 (0.00%)	0	3Pt Eff -10.8
Scoring Distribution: 2FG 81.3% 3FG 18.8% FT 0.0%		

SECOND HALF

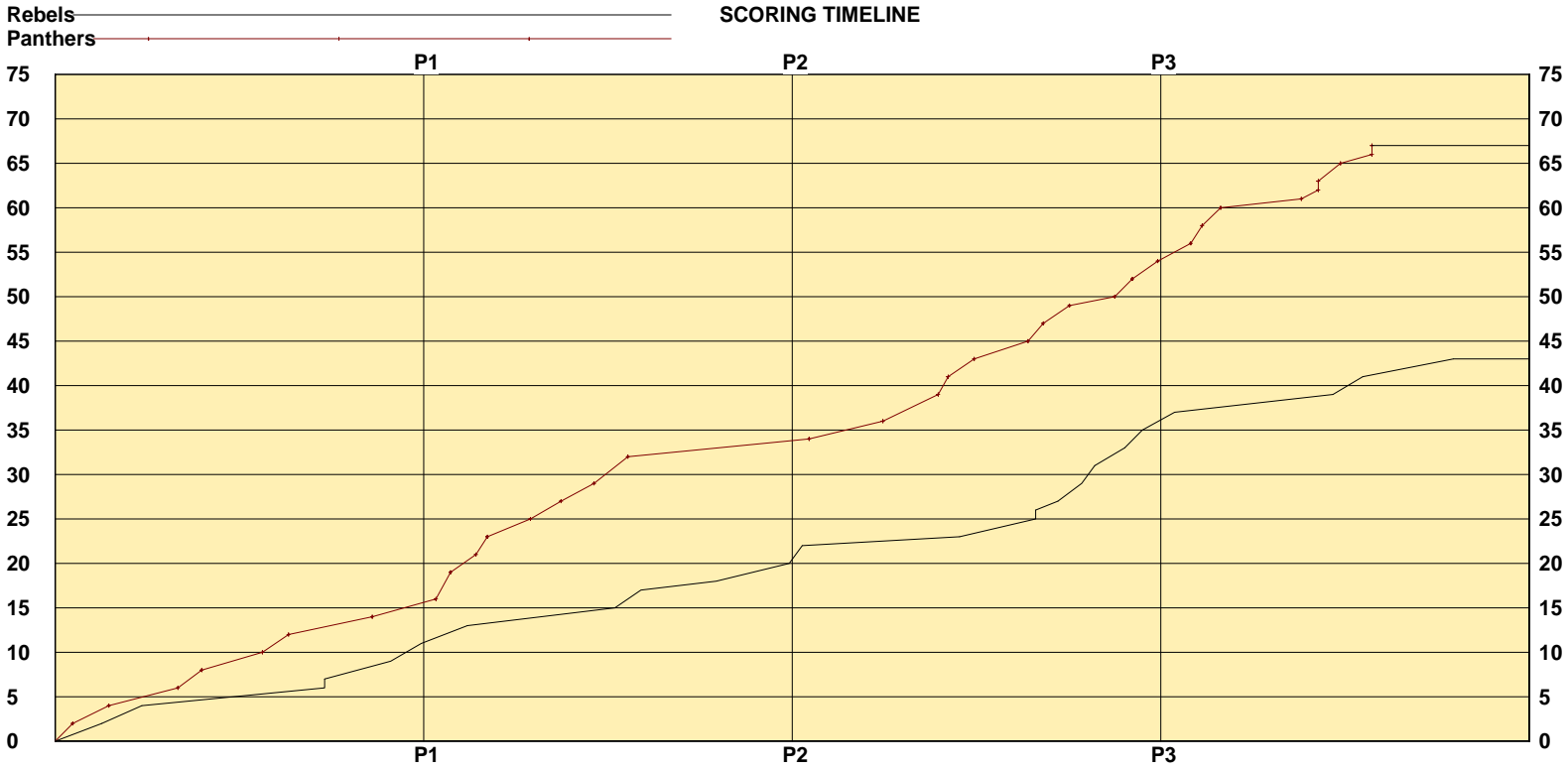
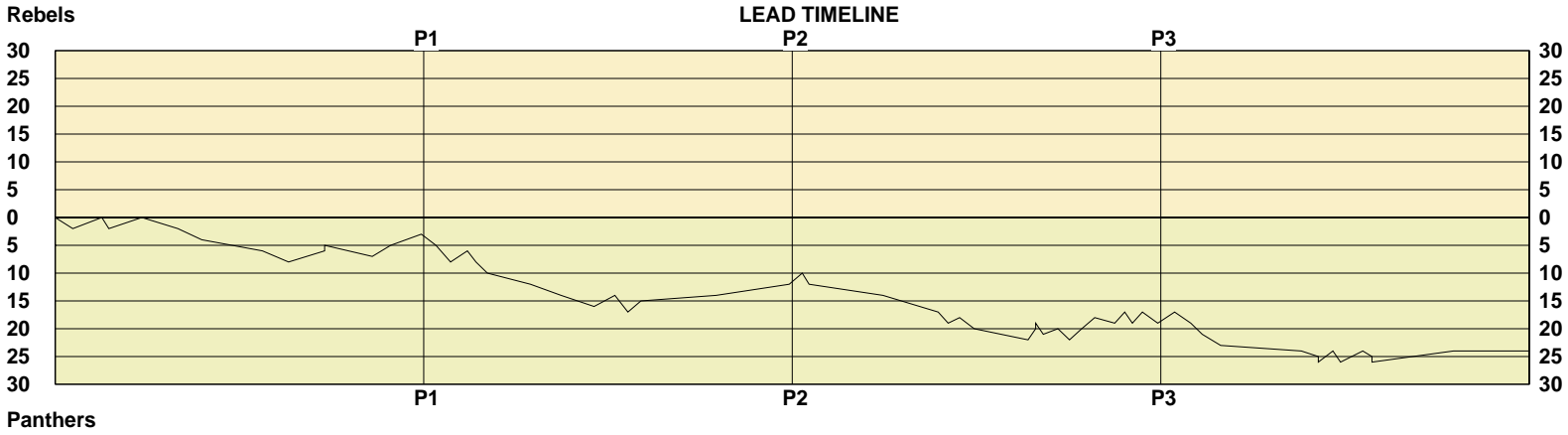


Boyle County

Shooting	Pts	Pts
2FG 10/24 (41.7%)	20s	Pts/Shot 0.74
3FG 0/4 (0.00%)	0	2nd Eff Pts 5
TFG 10/28 (35.7%)		Pts off TO's 6
FT 3/6 (50.0%)	3	3Pt Eff -27.8
Scoring Distribution: 2FG 87.0% 3FG 0.0% FT 13.0%		

PRP

Shooting	Pts	Pts
2FG 13/22 (59.1%)	26s	Pts/Shot 1.09
3FG 1/5 (20.0%)	3	2nd Eff Pts 3
TFG 14/27 (51.9%)		Pts off TO's 15
FT 6/10 (60.0%)	6	3Pt Eff -19.4
Scoring Distribution: 2FG 74.3% 3FG 8.6% FT 17.1%		



Largest Lead Boyl 37 PRP 63 (26 pts) Lead Changes 0 Number of Ties 2

KHSAA Basketball - Play by Play Report - Scoring Only (pg 1)

Boyle County Rebels vs. PRP Panthers

Date: 03/16/2006 Time: 10:58 Site: Rupp Arena-Lexington, KY Attendance: 16483

Name	Action	Action	Score	Clock	Diff	Name	Action	Action
			0-2	1 7:37	-2 (L1)	V Crutcher	Putback Made	
B Staed	Putback Made		2-2	1 6:59	(T1)			
			2-4	1 6:50	-2	K Benson	FG Made	N George Assist
B Staed	FG Made	G Tamme Assist	4-4	1 6:07	(T2)			
			4-6	1 5:20	-2	T Frazier	FG Made	
			4-8	1 4:49	-4	A Delph	Layup Made	A Decker Assist
			4-10	1 3:30	-6	T Frazier	Layup Made	
			4-12	1 2:56	-8	T Frazier	FG Made	
B Staed	Layup Made	S Tamme Assist	6-12	1 2:09	-6			
B Staed	FT Made		7-12	1 2:09	-5	A Delph	Personal Foul	
			7-14	1 1:07	-7	K Benson	FG Made	
B Staed	Layup Made	G Tamme Assist	9-14	1 0:43	-5			
S Tamme	FG Made		11-14	1 0:03	-3			

End of Period Summary Rebels 11 Panthers 14

Largest Lead: Rebels 4 Panthers 12 (8 pts)

Lead in Period: Rebels 4 Panthers 12 (8 pts)

5 for 6 oppo pts

2 for 2 pts

5/10 for 50.0 %

1/1 for 100 %

Turnovers

2nd Chances

Field Goals

Free Throws

Lead Changes: 1 Ties: 2

Lead Changes: 0 Ties: 2 (this period)

1 for 0 oppo pts

2 for 2 pts

7/14 for 50.0 %

0/0 for 0.00 %

			11-16	2 7:44	-5	V Crutcher	Layup Made	K Benson Assist
			11-19	2 7:25	-8	K Benson	3Pt Made	
S Tamme	FG Made		13-19	2 7:03	-6			
			13-21	2 6:52	-8	A Delph	FG Made	
			13-23	2 6:37	-10	V Crutcher	Layup Made	
			13-25	2 5:41	-12	A Delph	Layup Made	N George Assist
			13-27	2 5:01	-14	V Crutcher	FG Made	
			13-29	2 4:18	-16	T Frazier	Layup Made	
A Alcorn	Layup Made		15-29	2 3:51	-14			
			15-32	2 3:34	-17	N George	3Pt Made	A Decker Assist
A Alcorn	Putback Made		17-32	2 3:17	-15			
C Carter	FT Made		18-32	2 1:39	-14			
C Carter	Layup Made		20-32	2 0:04	-12			

End of Period Summary Rebels 20 Panthers 32

Largest Lead: Rebels 15 Panthers 32 (17 pts)

Lead in Period: Rebels 15 Panthers 32 (17 pts)

6 for 7 oppo pts

10 for 3 pts

4/17 for 23.5 %

1/4 for 25.0 %

Turnovers

2nd Chances

Field Goals

Free Throws

Lead Changes: 1 Ties: 2

Lead Changes: 0 Ties: 0 (this period)

2 for 3 oppo pts

3 for 0 pts

8/15 for 53.3 %

0/2 for 0.00 %

C Carter	FG Made		22-32	3 7:47	-10			
			22-34	3 7:38	-12	V Crutcher	FG Made	
			22-36	3 6:02	-14	T Frazier	FG Made	
			22-39	3 4:50	-17	T Phipps	3Pt Made	A Decker Assist
			22-41	3 4:37	-19	V Crutcher	FG Made	
B Staed	FT Made		23-41	3 4:22	-18	V Crutcher	Personal Foul	
			23-43	3 4:03	-20	A Decker	Layup Made	T Frazier Assist

KHSAA Basketball - Play by Play Report - Scoring Only (pg 2)

Boyle County Rebels vs. PRP Panthers

Date: 03/16/2006 Time: 10:58 Site: Rupp Arena-Lexington, KY Attendance: 16483

Name	Action	Action	Score	Clock	Diff	Name	Action	Action
			23-45	3 2:53	-22	T Frazier	Layup Made	A Decker Assist
G Tamme	Layup Made		25-45	3 2:43	-20			
G Tamme	FT Made		26-45	3 2:43	-19			
			26-47	3 2:33	-21	Z Cox	FG Made	
B Staed	FT Made		27-47	3 2:14	-20			
			27-49	3 1:59	-22	A Delph	Layup Made	
G Tamme	FG Made	C Carter Assist	29-49	3 1:43	-20			
S Tamme	Layup Made		31-49	3 1:26	-18			
M Horn	Personal Foul		31-50	3 1:00	-19	V Crutcher	FT Made	
B Staed	FG Made	G Tamme Assist	33-50	3 0:47	-17			
			33-52	3 0:37	-19	V Crutcher	FG Made	
C Carter	Layup Made		35-52	3 0:24	-17			
			35-54	3 0:04	-19	K Benson	FG Made	

End of Period Summary Rebels 35 Panthers 54

Largest Lead: Rebels 23 Panthers 45 (22 pts)

Lead in Period: Rebels 23 Panthers 45 (22 pts)

5 for 9 oppo pts

3 for 1 pts

6/11 for 54.5 %

3/5 for 60.0 %

Turnovers

2nd Chances

Field Goals

Free Throws

Lead Changes: 1 Ties: 2

Lead Changes: 0 Ties: 0 (this period)

2 for 2 oppo pts

3 for 1 pts

10/14 for 71.4 %

1/4 for 25.0 %

S Tamme	Putback Made		37-54	4 7:42	-17			
			37-56	4 7:21	-19	T Frazier	FG Made	
			37-58	4 7:06	-21	K Benson	FG Made	
			37-60	4 6:42	-23	K Benson	Putback Made	
			37-61	4 4:57	-24	A Murry	FT Made	
M Horn	Personal Foul		37-62	4 4:35	-25	T Frazier	FT Made	
			37-63	4 4:35	-26	T Frazier	FT Made	
B Staed	Putback Made		39-63	4 4:16	-24			
			39-65	4 4:06	-26	A Murry	Layup Made	A Delph Assist
B Staed	FG Made	S Tamme Assist	41-65	4 3:37	-24			
			41-66	4 3:25	-25	A Decker	FT Made	
			41-67	4 3:25	-26	A Decker	FT Made	
B Perry	FG Made	A Alcorn Assist	43-67	4 1:39	-24			

End of Period Summary Rebels 43 Panthers 67

Largest Lead: Rebels 37 Panthers 63 (26 pts)

Lead in Period: Rebels 37 Panthers 63 (26 pts)

6 for 6 oppo pts

7 for 4 pts

4/17 for 23.5 %

0/1 for 0.00 %

Turnovers

2nd Chances

Field Goals

Free Throws

Lead Changes: 1 Ties: 2

Lead Changes: 0 Ties: 0 (this period)

3 for 4 oppo pts

2 for 2 pts

4/13 for 30.8 %

5/6 for 83.3 %

OFFICIAL BASKETBALL BOX SCORE
PRP Panthers vs Boyle County Rebels

03/16/2006 10:58
Final Box Score

Rupp Arena
Lexington, KY

No.	PRP Panthers	Total FG		3-point		Free throw		Rebounds			F	TP	A	TO	BLK	STL	MIN	
		FG	FGA	FG	FGA	FT	FTA	Off	Def	Tot								
10	Adam Delph	4	7	0	0	0	0	1	1	2	2	8	1	1	1	1	17:39	
12	Nick Reynolds	0	2	0	1	0	0	0	1	1	2	0	0	1	0	0	3:25	
20	Shawn Brauner	0	0	0	0	0	0	0	1	1	0	0	0	0	0	0	2:51	
21	Zahcary Cox	1	1	0	0	0	0	0	2	2	2	2	0	0	0	0	7:08	
23	Adam Decker	1	8	0	4	2	2	1	4	5	1	4	4	0	0	1	25:22	
33	Troy Frazier	7	10	0	2	2	2	0	2	2	0	16	1	0	0	4	25:59	
34	Vincent Crutcher	7	10	0	0	1	2	2	1	3	2	15	0	0	1	5	24:32	
25	Kerry Benson	6	10	1	2	0	4	3	0	3	0	13	1	2	1	0	16:37	
24	Nick George	1	2	1	1	0	0	0	0	0	1	3	2	1	0	0	13:03	
31	Tyler Phipps	1	3	1	2	0	0	1	1	2	3	3	0	2	0	1	10:59	
43	Allen Murry	1	1	0	0	1	2	0	1	1	1	3	0	0	2	0	5:22	
32	Deonte Bell	0	1	0	0	0	0	0	0	0	0	0	0	0	1	0	2:51	
30	Gary Rodgers	0	0	0	0	0	0	0	2	2	0	0	0	0	0	0	2:06	
15	Taylor Charlie	0	1	0	0	0	0	0	1	1	0	0	0	1	0	0	2:06	
Team (Included in Totals)											2	0	2					
Totals		29	56	3	12	6	12	10	17	27	14	67	9	8	6	12	160	

Total FG%: 1st half 15 - 29 (51.7%) 2nd half 14 - 27 (51.9%) Game 29 - 56 (51.8%)
 3Pt FG%: 1st half 2 - 7 (28.6%) 2nd half 1 - 5 (20.0%) Game 3 - 12 (25.0%)
 FT%: 1st half 0 - 2 (0.00%) 2nd half 6 - 10 (60.0%) Game 6 - 12 (50.0%)

Deadball
rebounds
3

No.	Boyle County Rebels	Total FG		3-point		Free throw		Rebounds			F	TP	A	TO	BLK	STL	MIN
		FG	FGA	FG	FGA	FT	FTA	Off	Def	Tot							
4	Casey Brummett	0	0	0	0	0	0	0	0	0	0	0	0	2	0	0	4:10
5	Reese McShara	0	1	0	0	0	0	0	0	0	0	0	0	0	0	0	3:25
10	Matthew Horn	0	3	0	1	0	0	1	3	4	2	0	0	2	0	0	26:34
11	Seth Tamme	4	10	0	0	0	0	1	1	2	1	8	2	5	0	0	28:35
13	Grant Tamme	2	3	0	0	1	1	2	0	2	2	5	3	3	0	0	19:10
24	Brian Staed	7	10	0	0	3	7	4	4	8	4	17	0	3	3	0	28:49
30	Clay Carter	3	14	0	6	1	2	2	5	7	0	7	1	5	0	1	24:10
32	Andre Alcorn	2	7	0	0	0	0	4	1	5	1	4	1	0	1	1	11:53
20	Nate Collins	0	1	0	1	0	0	0	1	1	0	0	0	1	0	0	3:31
41	Jordan Aumiller	0	2	0	0	0	0	2	1	3	0	0	0	0	0	0	3:25
42	Bryce Perry	1	2	0	0	0	0	0	1	1	0	2	0	1	0	0	2:14
23	Ben Johnson	0	0	0	0	0	0	0	0	0	0	0	0	0	0	0	1:13
15	Travis Howell	0	0	0	0	0	0	0	2	2	0	0	0	0	0	0	0:57
44	David Linares	0	1	0	0	0	0	0	0	0	0	0	0	0	0	0	0:57
21	Cole Stevens	0	1	0	0	0	1	1	0	1	0	0	0	0	0	0	0:57
Team (Included in Totals)								5	1	6							
Totals		19	55	0	8	5	11	22	20	42	10	43	7	22	4	2	160

Total FG%: 1st half 9 - 27 (33.3%) 2nd half 10 - 28 (35.7%) Game 19 - 55 (34.5%)
 3Pt FG%: 1st half 0 - 4 (0.00%) 2nd half 0 - 4 (0.00%) Game 0 - 8 (0.00%)
 FT%: 1st half 2 - 5 (40.0%) 2nd half 3 - 6 (50.0%) Game 5 - 11 (45.5%)

Deadball
rebounds
3

Technical Fouls: None

Attendance: 16483

Officials: Tony Beard, Thad Padon, Barry Barnes

Score by Period	1st	2nd	3rd	4th	Final	Record	Overall	Conf
PRP Panthers	14	18	22	13	67	Panthers		
Boyle County Rebels	11	9	15	8	43	Rebels		

	Rebels Panthers		Rebels Panthers		Rebels Panthers			
Points off Turnovers	9	28	Second Effort Points	10	5	Bench Points	6	16
Points in the Paint	32	40	3 Point Points	0	9	Free Throw Points	5	6
3pt Efficiency	-27.0	-14.4	Points/Shot	0.72	1.08	Defensive Stops	28	39
Largest Lead	37	63 (26 pts)	Lead Changes	0		Number of Ties	2	

Game comments: None